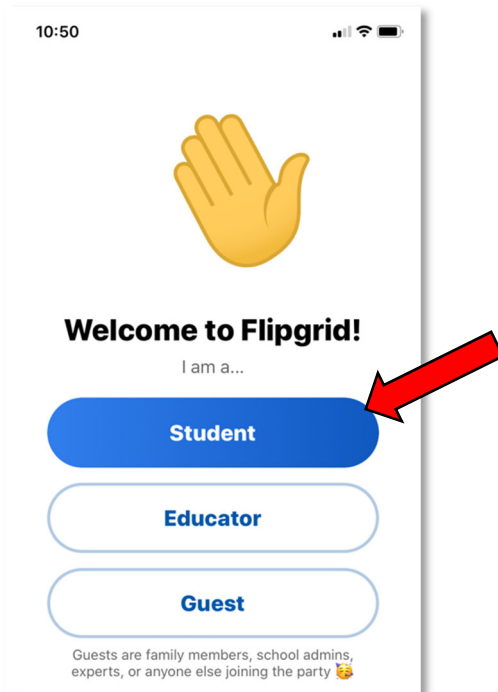


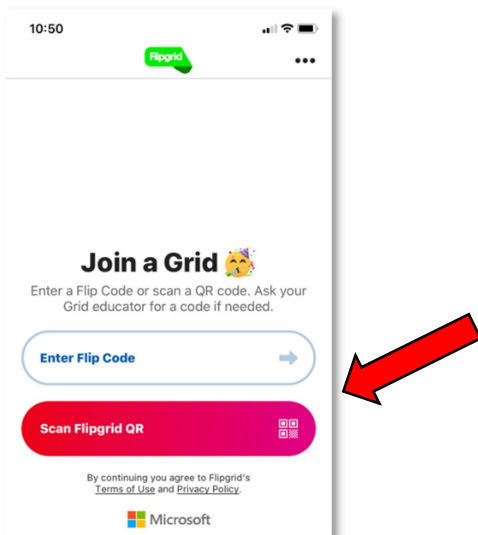
# How To Use Flipgrid For Participants



1. Before you begin, please look back at your email for what you will need.
2. Download the free Flipgrid app onto your phone or tablet.
  - The screen will then display the option below. Tap on student.

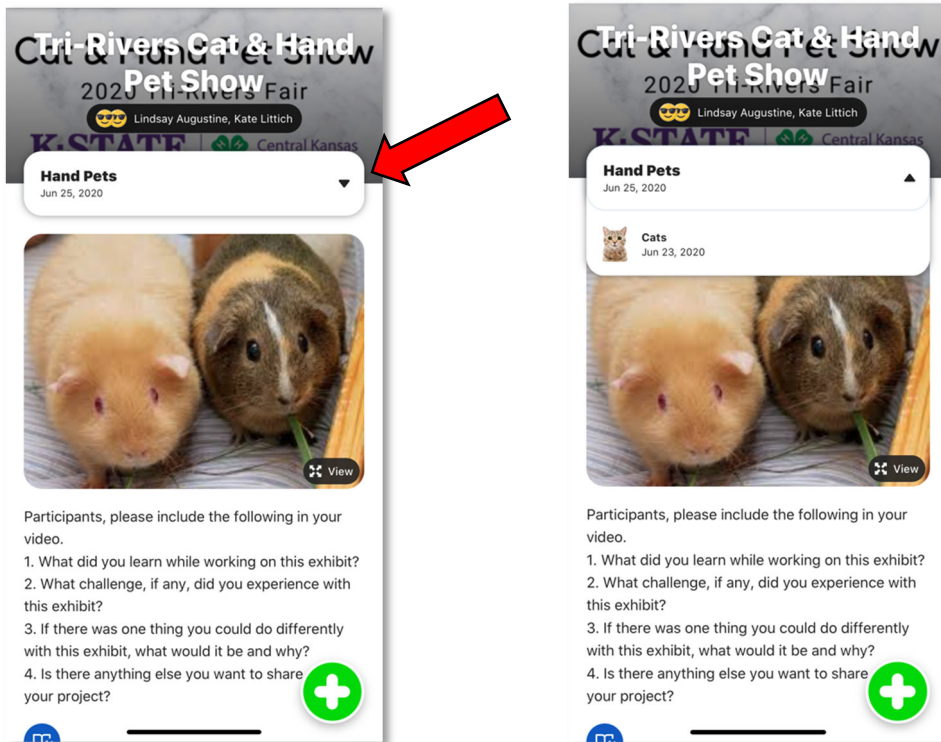


3. Enter the code provided into this box and then click the arrow on the right side.



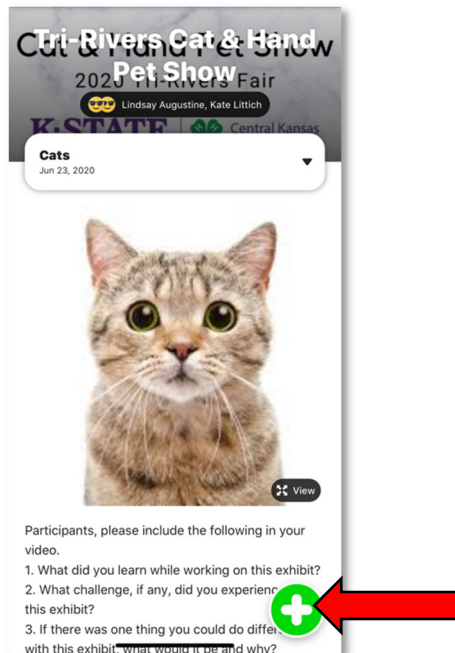
4. After you enter the code it should take you to a page similar to the one shown below. Tap on the arrow next to where it says '2 topics.'

- Select your class.

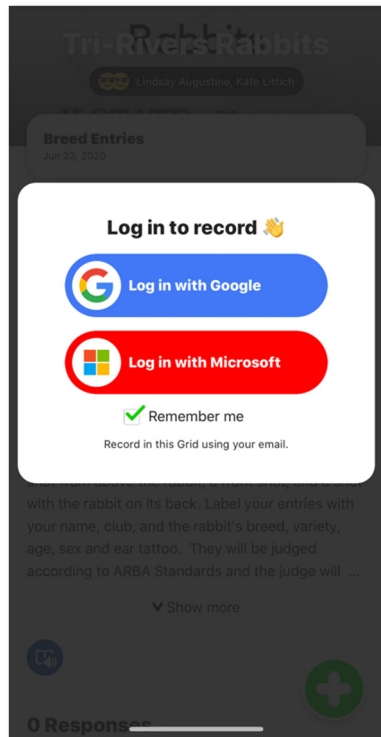


5. Once you tap on the class it should bring you to a page like below.

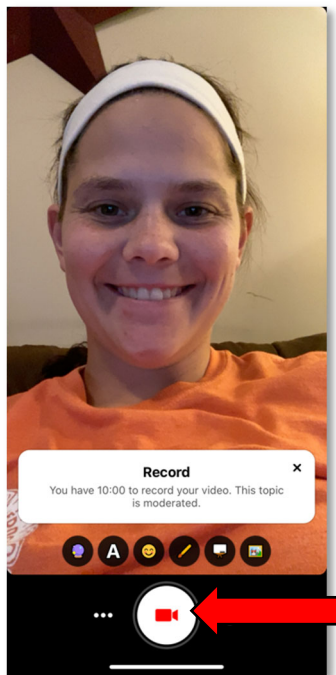
- Tap on the green circle button to upload your entry.



6. Log in with either a Microsoft or Google email account. Ask a parent which email to use.
- Microsoft compatible accounts include Outlook.com, Hotmail, MSN, Office, OneDrive, Skype, Xbox and Windows.



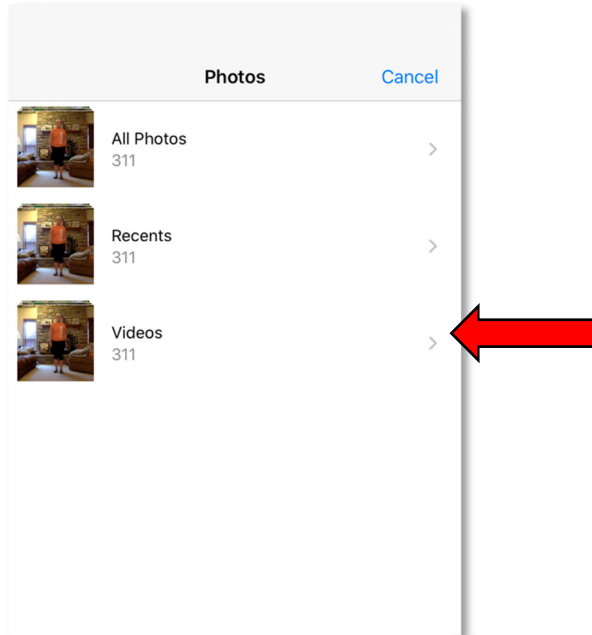
7. After logging into Flipgrid, a screen like below will appear.
- Record your video here by pushing the record button.



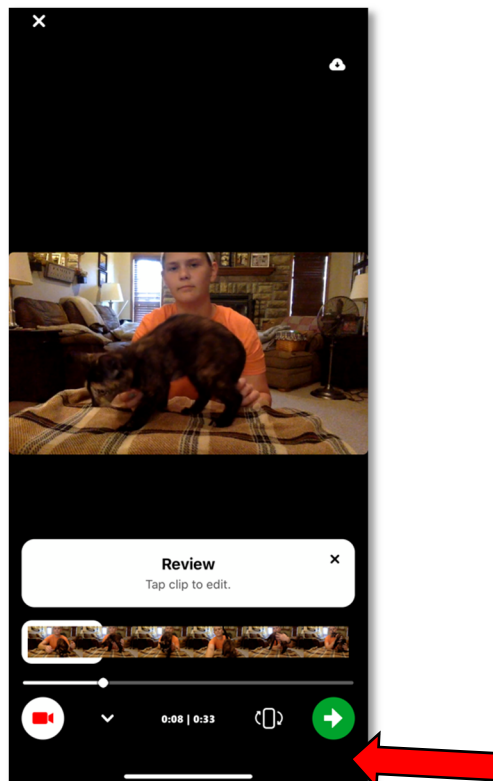
- To upload a previously recorded video, tap the 3 dots at the bottom.



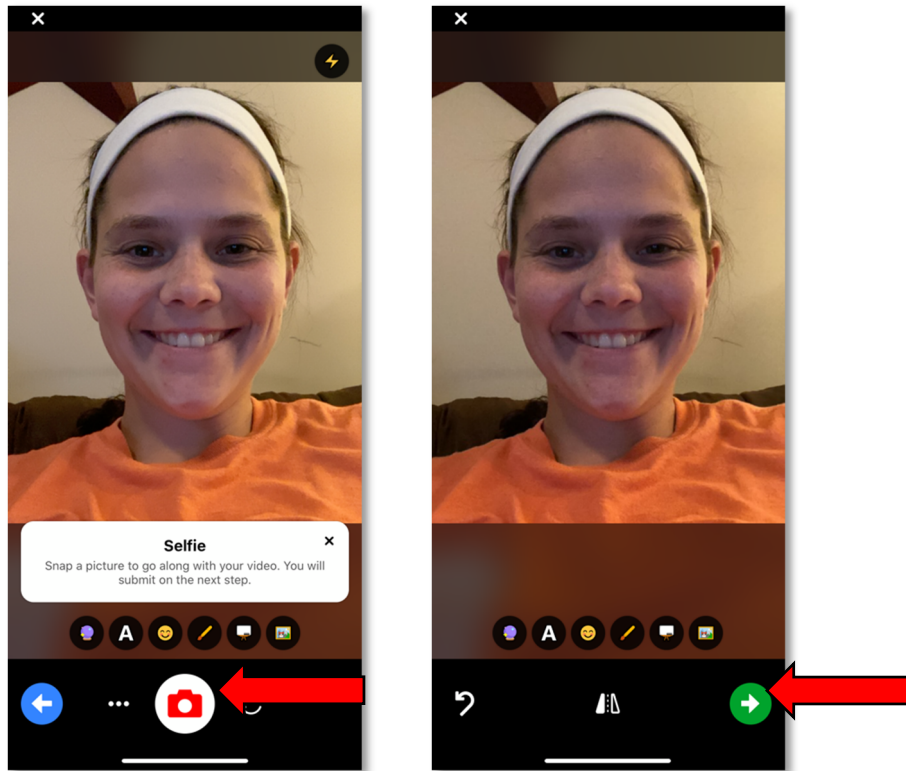
- Select the video that you have previously recorded.



8. Check out your short video and then tap on the choose button to continue. Then tap on the green button in the lower right corner.



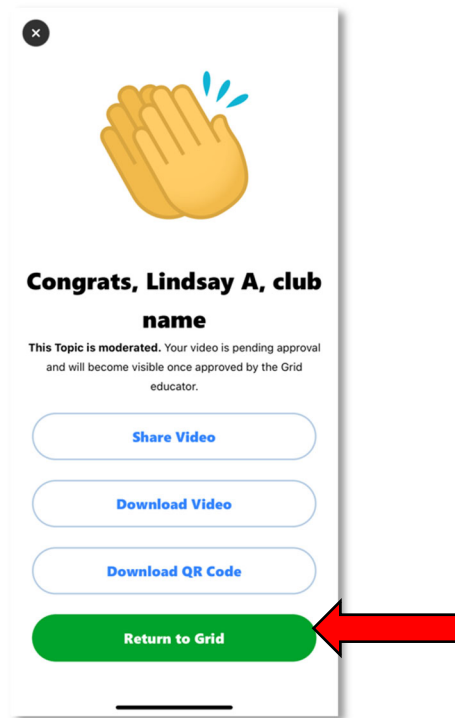
9. You'll be prompted to include a selfie with your entry. Please include a photo of yourself. Tap the camera at the bottom to take a photo. After taking the photo hit the green button on the lower right hand corner.



10. When submitting your picture fill in all of the blanks with your First name and Last initial and your club name. Then tap on the submit button.

A screenshot of a mobile app submission form. It features a selfie at the top, followed by three input fields labeled 'Your name', 'Add a title', and 'Attach a link'. The 'Your name' field contains 'Lindsay A, club name'. At the bottom is a red 'Submit video' button, which is highlighted by a red arrow.

11. CONGRATULATIONS! You have submitted your entry! Tap return to grid after you submitted your entry.



K-State Research and Extension is committed to providing equal opportunity for participation in all programs, services and activities. Accommodations for persons with disabilities may be requested by contacting the event contact (Sarah Maass) by July 31, 2020 at (785-309-5850 or [semaass@ksu.edu](mailto:semaass@ksu.edu)). Requests received after this date will be honored when it is feasible to do so.